



St Julian's
Church School

Sycamore Class









25 TH JANUARY 2021



MORNING TASK

- Learn your weekly **spellings** using the spelling menu



<p>1. ABC Order</p>  <p>Write all of your spelling words in alphabetical (ABC) order.</p>	<p>2. Word Parts</p> <p>Write your words. Then use a coloured pencil to divide the words into syllables. e.g. <u>jump</u>ing caterpill<u>ar</u></p>	<p>3. Other Handed</p> <p>Write each word 5 times, switching the hand you write it with each time. Say the word as you spell it.</p>	<p>4. Vowel Spotlight</p> <p>Write your words using one colour for the vowels and another colour for the consonants. (vowels: a, e, i, o, u)</p>
<p>5. Use Technology</p> <p>Type out your spelling words on the computer. Try to use at least 4 different fonts.</p> 	<p>6. Pyramid Words</p> <p>s sp spe spel spell spelli spelling spelling spelling</p> <p>(or make them boat shaped, star, smiley face, etc.)</p>	<p>7. "Ransom" Words</p> <p>"Write" your words by cutting letters out of a newspaper or magazine and gluing the letters on a piece of paper to spell your words.</p> 	<p>8. Rainbow Words</p> <p>Write your spelling words with coloured pencils. Make each letter a different colour.</p> 
<p>9. Scrambled Words</p> <p>Write your words. Then write them again with the letters mixed up. Can you unscramble them again the next day? e.g. watch - cwhta</p>	<p>10. Silly Sentences</p> <p>Write 3 or more sentences that use all your spelling words.</p> 	<p>11. Prefixes and Suffixes</p> <p>Underline the prefixes and suffixes in the words you are learning. Make sure you know what they mean. e.g. <u>im</u>portant happi<u>ness</u></p>	<p>12. Word Search</p> <p>Create your own word search with your spellings. Show the answers to your puzzle in a different colour.</p> 
<p>13. Flashcards</p> <p>Make and practice with flashcards. Put the word on one side and definition (meaning) on the other.</p> 	<p>14. Picture & a Story</p> <p>Draw a picture defining each word. Write a sentence about your picture using the word.</p>	<p>15. Words without Vowels</p> <p>Write all of your words replacing vowels with a line. Go back and see if you can fill in the vowels. e.g. q--st--n = question</p>	<p>16. Train Words</p> <p>Write the entire list end-to-end as one long word. Write each new word in a different colour. e.g. <u>train</u><u>back</u><u>stop</u></p>
<p>17. Write a Story, Poem or Song with Words</p> <p>Write a story using all your spelling words. Underline the words you used.</p>	<p>18. Bubble Letters</p> <p>Write your spelling words out in bubble writing.</p> 	<p>19. Words Within Words</p> <p>Write each spelling word and then write at least 2 words made from that word. e.g. catch - cat, hat</p>	<p>20. Picture words</p> <p>Draw a picture and hide your spelling words in the picture.</p>

A reminder that you do not need to print out **any** elements of this presentation



English- Live lesson 9am

Please join the discussion at 9am.
Bring paper and a pen.




If you are unable to join,
the slides used are
available here





Maths



Task:

Mental Maths Monday

- TTRockstars
- Short division recap
- Long division (Y6 optional)



Slides
used in
the video



Video of instructions




Science

Task:

Today we're starting our new topic in Science - Light.

We're going to be looking at how we see light and how it travels.

Click on the link for today's slides.



Slides for
today's
lesson

Time for a break - Let's get active!

Here is your skills challenge for this week

KS2:

Warm Up: Jump Yourself: Use two objects to measure yourself lying down from head to toe. Stand up and see if you can jump over yourself, how many jumps would it take to jump the length of Mum/Dad/siblings

Challenge:

Squat Challenge:

The aim of this challenge is to show your power for the whole 60 seconds. How many squat jumps can you perform in 60 seconds? Stand behind a line and jump forwards, perform a squat and repeat.

Finding it Easy – Try and practice for 30 seconds

Finding it tough – Try compete against a family member

CLICK on PREMIER LOGO FOR A SCORECARD FOR THE WEEK



Click on the links below for extra activities to try!

[Cosmic Kids](#)

[Joe Wicks](#)

[Go Noodle](#)





Chapter 11 - Comprehension

1. Why could Olive and dad not open the message carried by the pigeon?
2. Why can't Cliff sleep?
3. Why did dad need to hand over the message to authorities as quickly as they could?
4. With new developments, do you have any idea what the code could be?
5. Why do you think Ephraim is knitting so quickly?



Answer it

I think...
The writer...
In this text...
I believe that...
It is clear that...
The speaker...
The writer creates ... by ...
My opinion is ...



©HMSPEACH

Prove it

For example...
I know this because...
The writer states that...
The text includes...
The character says...
For instance, the writer describes ...
as ...
I get this impression because...



©HMSPEACH

Explain it

This implies...
This suggests that...
This means that...
This makes you realise...
This creates a sense of...
This makes the reader think/feel...
This can be interpreted as...
The effect of this is...



©HMSPEACH

THOUGHT OF THE DAY

TAKE A MOMENT TO PAUSE AND CALM YOUR MIND.

Courage does not always roar. Sometimes it is a little voice at the end of the day that says 'I'll try again tomorrow.'

Be brave. Be resilient. You can do it!

The Lord is good. He is a safe place to go to in times of trouble. He takes care of those who trust him.

